



FY 2024-2025  
CHILDREN'S SERVICES  
ANNUAL PLAN  
&  
REPORT

<i>Table of Contents</i>	<i>Page</i>
Welcome	1
Children’s Services Advisory Board Members	2
FY 2024/2025 <i>Investment Goals and Priority Plan</i> <i>Priority / Results Data</i>	4
State of the Community	15
FY 2023 / 2024 <i>Investment Report by Category</i> <i>Funding Allocations</i>	27
FY 2022 / 2023 <i>Disbursed Investments</i> <i>Cumulative Summary</i> <i>Clients Served (Demographics)</i>	31

# WELCOME

Annually, the Children's Services Advisory Board (CSAB) submits the Annual Plan and Report to the Manatee County Board of County Commissioners (BOCC). This document includes a three-year fiscal span, showcasing the past, present, and future endeavors of both the Advisory Board and Children's Services funded programs.

Collaboratively, the Children's Services Advisory Board and Manatee County Government's Children's Services staff closely evaluate the performance of programs from the preceding fiscal year. Simultaneously, they conduct assessments of the programs funded in the ongoing fiscal year, while also formulating the blueprint for the upcoming fiscal year.

This comprehensive document is organized into three distinct sections, each grounded in data:

- *FY 2024-25 Plan*: Outlining the investment objectives and priorities of the Children's Services Advisory Board for the future fiscal year.
- *FY 2023-24 Report*: Presenting a categorized breakdown of the financial allocations approved for children's programs during the current fiscal year.
- *FY 2022-23 Report*: Providing a categorized overview of the investments made in the previous fiscal year, alongside demographic insights concerning the children and families served.

*"Never doubt that a small group of thoughtful, committed citizens can change the world; indeed, it's the only thing that ever has."  
- Margaret Mead*

# CHILDREN'S SERVICES ADVISORY BOARD MEMBERS

Connie Shingledecker: Criminal Justice Representative (Chair)
Xtavia Bailey: Child Advocate (Vice-Chair)
Carolann Garafola: Child Advocate
Debbie Tapp: United Way SunsoCast Representative
Dr. Constance Logan: Physician
Gina Messenger: School Board Member
Honorable Scott Brownell: Family Law Judge (Ret)
Jannon Pierce: Child Advocate
Kelly Hunt: Licensed Mental Health Professional
Melissa Leslie: Department of Children and Families Representative
Rita Smith: NAACP Representative
Susan Miller Kelly: Child Advocate
Vacant: Child Advocate



# ***PRIORITIES & INVESTMENT GOALS FY 2024-2025***

- **OVERALL DESIRED RESULTS**
  - **PRIORITY A**
  - **PRIORITY B**
  - **PRIORITY C**
  - **PRIORITY D**

The ongoing and emerging requirements of the children and families within our community were determined through reliable local, state, and national sources. The CSAB meticulously examined and assessed comprehensive data regarding risk factors and indicators, which had been collated from the aforementioned sources. Alongside the gathered data, each member of the CSAB contributed insights based on their respective areas of expertise. On October 18, 2023, during their first regular meeting of the fiscal year, the Board established a subcommittee to review and present on priorities for Fiscal Year 2024-2025. During the CSAB meeting held on November 15, 2023, it was determined to maintain the priorities that were established in October 2021.

Manatee County Government utilizes available funds from the Children's Services Millage to ensure a lasting positive impact on the lives of Manatee County's youth, who have experienced abuse, neglect, are at risk, or come from economically disadvantaged backgrounds. These funds provide financial assistance, through investment, to local nonprofit organizations dedicated to helping children and their families achieve necessary improvements in mitigating risk factors.

On December 6, 2023, the Manatee County Children's Services staff conducted an informational seminar for agencies to attend that explained the Children's Millage Funding application process. Following the seminar, the link to the Fiscal Year 2024-2025 application was activated. To be considered for FY24/25 investment, applications from local nonprofit organizations must be submitted on or before Wednesday, January 24, 2024, at 5pm. From there, the applications will undergo evaluation and scoring by the CSAB. Applications align with the Results First approach and the priorities outlined in this report, and are geared towards enhancing the well-being of Manatee County's vulnerable children who have faced abuse, neglect, are at risk, or are economically disadvantaged. The Results First approach is the practice of determining and verifying specific intended accomplishments to be achieved by program participants. They are clearly stated and well understood by all who help make them happen. Results are the outcomes of efforts made that include the human gain achieved by clients served. After the comprehensive review and consideration of all submitted applications, the CSAB will present their FY24/25 investment recommendations to the Board of County Commissioners.

According to the Community Prevention Initiative (CPI), investing in prevention is a cost-effective way to maximize resources. On average, every \$1 spent on prevention can save \$10 in long-term costs.

# OVERALL DESIRED RESULTS

**A.**

Children in foster care gain a permanent, stable, and nurturing home within 12 months of entering care and remain there.

**B.**

Children remain in their homes free of abuse and neglect and do not enter or re-enter foster care.

**C.**

Funders, systems, policies, and practice align to ensure that our children have developmentally appropriate literacy skills.

**D.**

Children demonstrate improved behavioral functioning.



# FY 2024-2025 PRIORITY & RESULT DATA

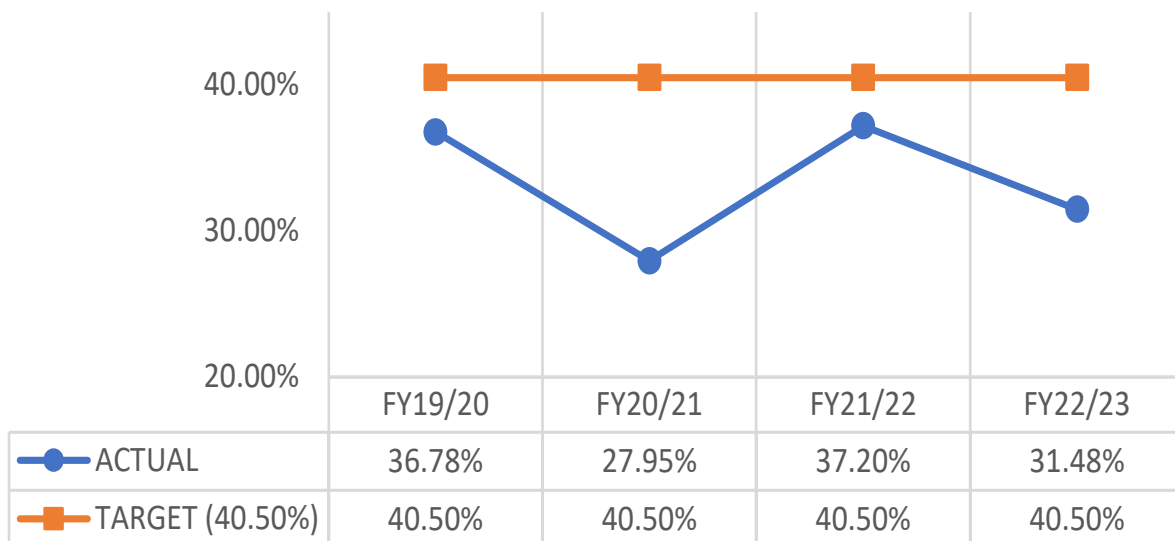
## **A. Children in foster care gain a permanent, stable, and nurturing home within 12 months of entering care and remain there.**

Target:

To meet, or exceed, the following child welfare state/federal placement stability targets by FY2023-2024:

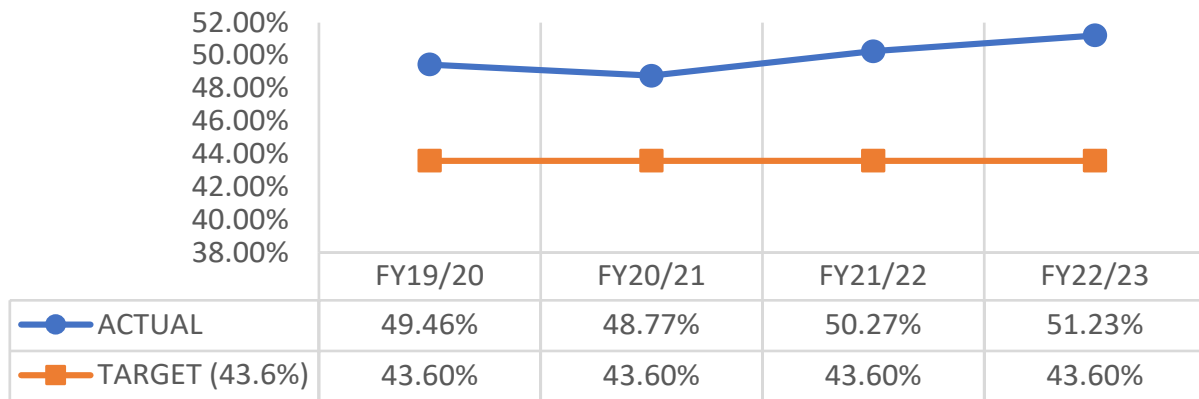
- 40.50% (or higher) of children in foster care are exiting to a permanent home within 12 months of entering care
- 43.60% (or higher) of children in care, age 12-23 months, exiting to a permanent home within 12 months
- 4.12% (or lower) placement moves per 1,000 days in foster care

### CHILDREN IN FOSTER CARE ARE EXITING TO A PERMANENT HOME WITHIN 12 MONTHS OF ENTERING CARE

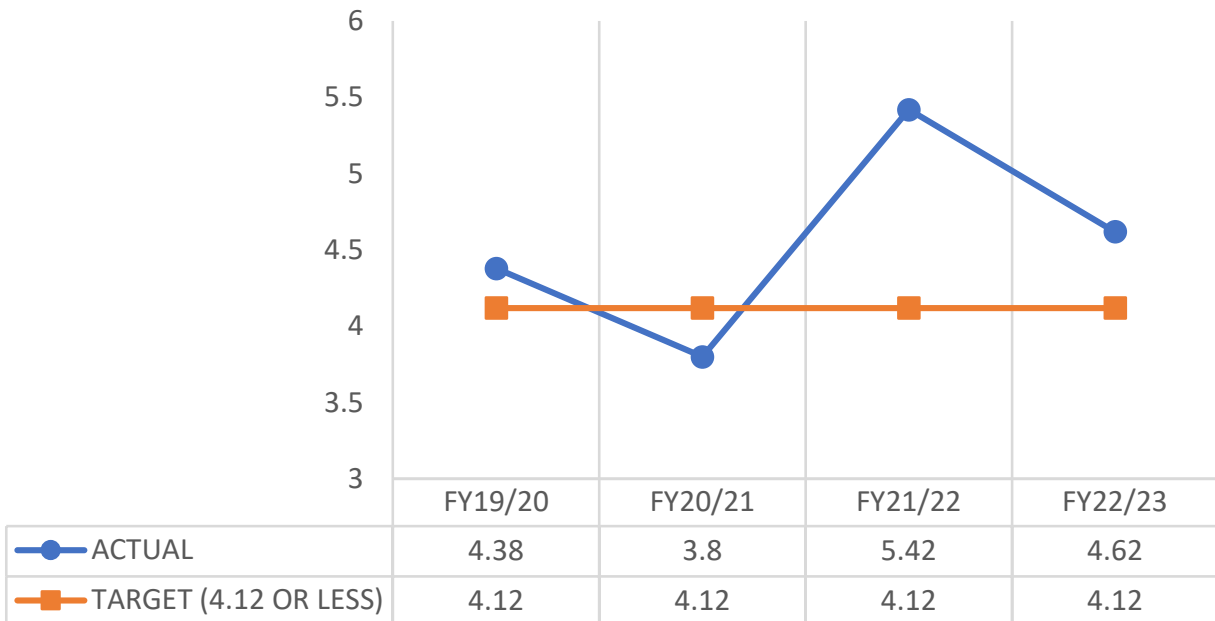




## Children in foster care are exiting to a permanent home within 12 months of entering care for those in care 12-23 months



## Placement moves per 1,000 days in foster care



# FY 2024-2025 PRIORITY & RESULT DATA

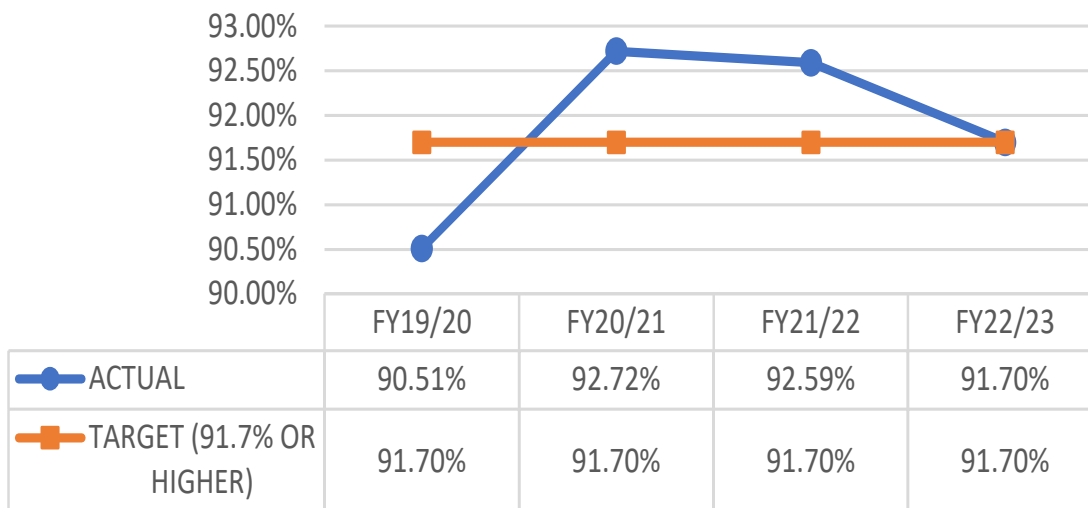
## **B. Children remain in their homes free from abuse and neglect, and do not enter or re-enter foster care**

### Target

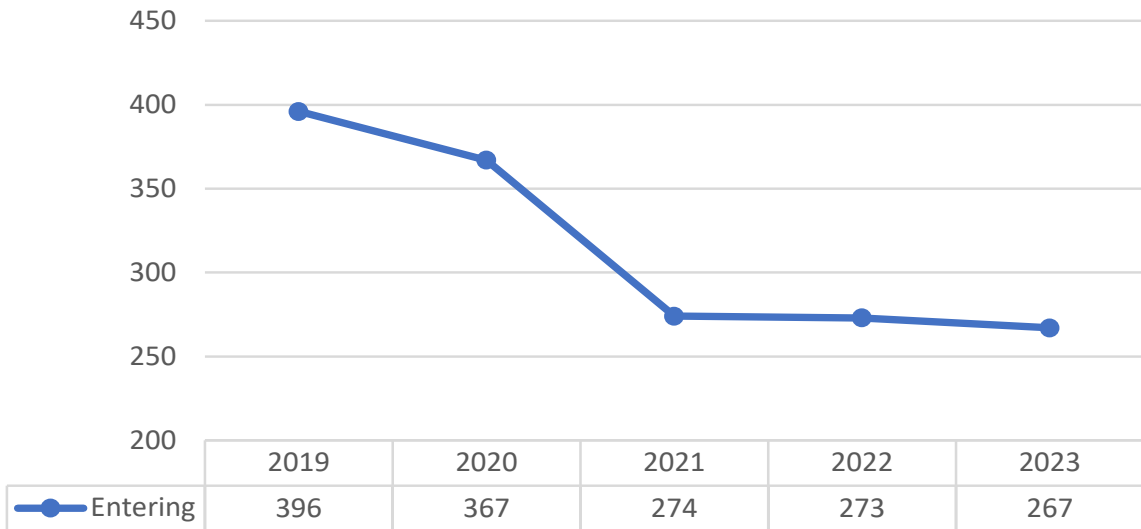
To meet, or exceed, the following state child welfare prevention targets by FY2023-2024:

- 91.70% (or higher) of children who do not re-enter care within 12 months of moving to a permanent home
- Reduce the number of children who enter foster care (lower is better)
- 90.9% (or higher) of children have no recurrent of verified maltreatment within 12 months of prior incident of verified abuse or neglect
- Children are not abused nor neglected while receiving in-home services (lower is better)

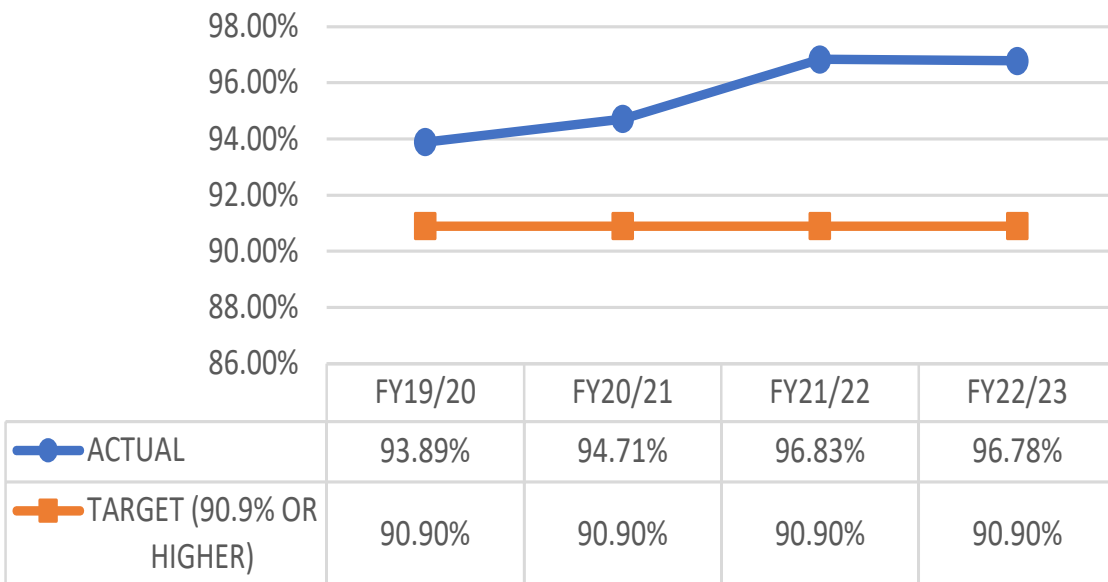
### **Children who do not re-enter care within 12 months of moving to a permanent home**



### Reduce the number of children entering foster care (lower is better)



### Children remain in their homes free of abuse and neglect (higher is better)



# FY 2024-2025 PRIORITY & RESULT DATA

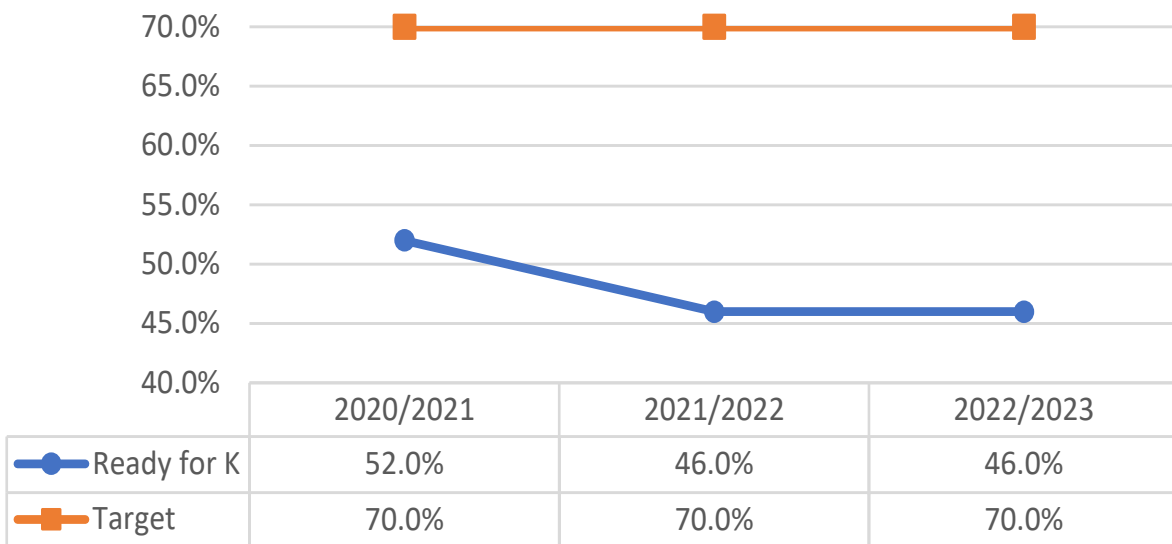
## C. Funders, systems, policies, and practice align to ensure that our children have developmentally appropriate literacy skills.

### Target:

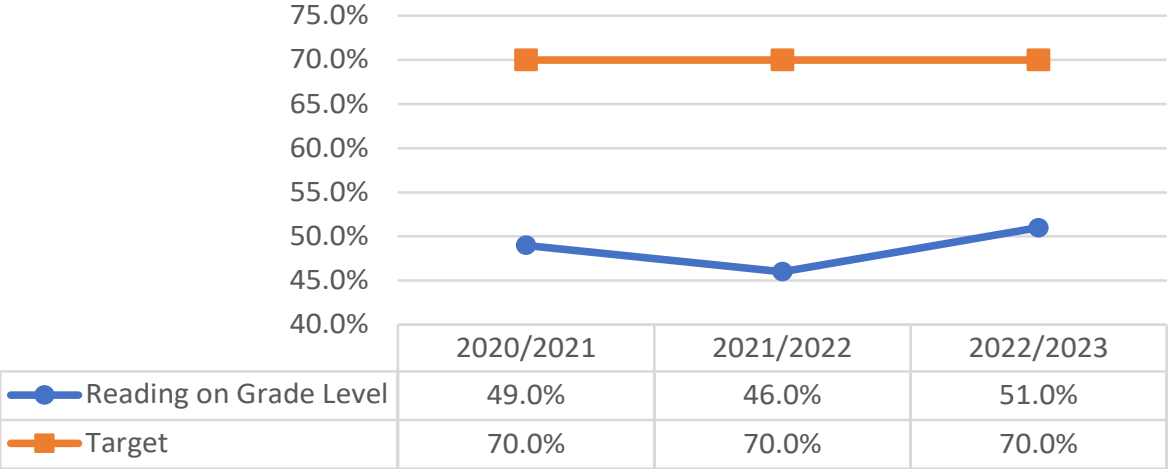
To ensure that children who demonstrate below developmentally appropriate literacy skills reduce their existing literacy gap towards age-appropriate literacy skills using an objective method.

- Increase number of kindergarteners scoring “Ready for Kindergarten”.
- Increase the number of students who read on grade level measured objectively by the program against prior results.

**Manatee County kindergarteners scoring "Ready for Kindergarten"**



# Manatee County Students Reading on Grade Level



# FY 2024-2025 PRIORITY & RESULT DATA

## D.

### Children demonstrate improved behavioral functioning

Target:

To meet, or exceed, the following targets of children who are objectively identified as being at risk of behavioral health issues.

- Decreased symptoms of behavioral health as identified objectively by a measure of level of functioning as determined by the program
- Decrease incidents of referrals for aggression, bullying or harassment, and out of school suspensions to decrease by 20%

## OUT OF SCHOOL SUSPENSION COUNT FOR MANATEE COUNTY

School Level	18/19	19/20	20/21	21/22	CHANGE
ELEMENTARY	1389	900	776	811	WORSE
MIDDLE	1445	1047	944	1503	WORSE
HIGH	1633	1349	827	1559	WORSE
MULTI-LEVEL	460	457	524	730	WORSE

*Source: Manatee County School District*

# FY 2024-2025 PRIORITY & RESULT DATA

## **Factors that can contribute to a decline in adolescent behavioral functioning:**

1. Environmental stressors - exposure to stressful environments, family conflicts, school issues, and community challenges
2. Lack of proper nutrition - inadequate nutrition can affect cognitive function and contribute to behavioral issues.
3. Inconsistent parenting or discipline - lack of consistency in parenting styles or discipline strategies can lead to confusion
4. Excessive screen time - prolonged exposure to screens and electronic devices may impact behavior and attention spans
5. Social and peer influences - interaction with peers and social dynamics can influence behavior

**Understanding and addressing these contributing factors can help in developing targeted interventions to support children's behavioral well-being.**





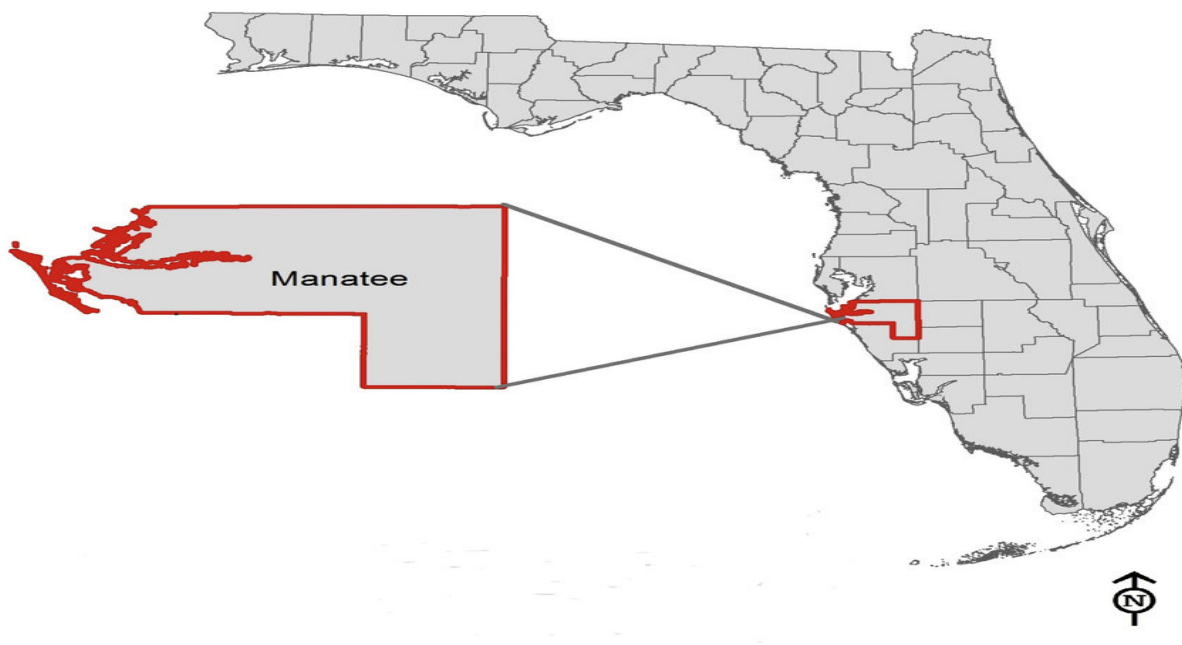
# *STATE OF THE COMMUNITY*

- GAPS COMMUNITY SURVEY
- RISK FACTORS
- RISING CONCERNS:
  - ADVERSE CHILDHOOD EXPERIENCES
  - UNSAFE SLEEP IN MANATEE COUNTY
  - CHILD HEALTH AND WELLNESS
  - CHILD POVERTY
  - JUVENILE ARRESTS



The term “state of community” generally refers to the current condition, status, or overall well-being of a particular community of people within a defined geographical area. It encompasses various aspects such as social, economic, educational, health related, and enviornmental factors that collectively contribute to the quality of life and the functioning of the community. Assessing the state of community often involves extensive data analysis and trend indicators to gain insights into the strengths, weaknesses, needs, and opportunities within the specific community. This assessment can help inform decisions, policies, and initiatives aimed at improving the community’s overall conditions and addressing any challenges or disparities that may exist.

This section of the report will provide supplemental information on some rising concerns in the domains of Child Health and Wellness, Child Poverty, and Adverse Childhood Experiences (ACEs).



# GAPS COMMUNITY SURVEY

## GOAL

Reduce and rectify any existing gaps in Children's Services within Manatee County.

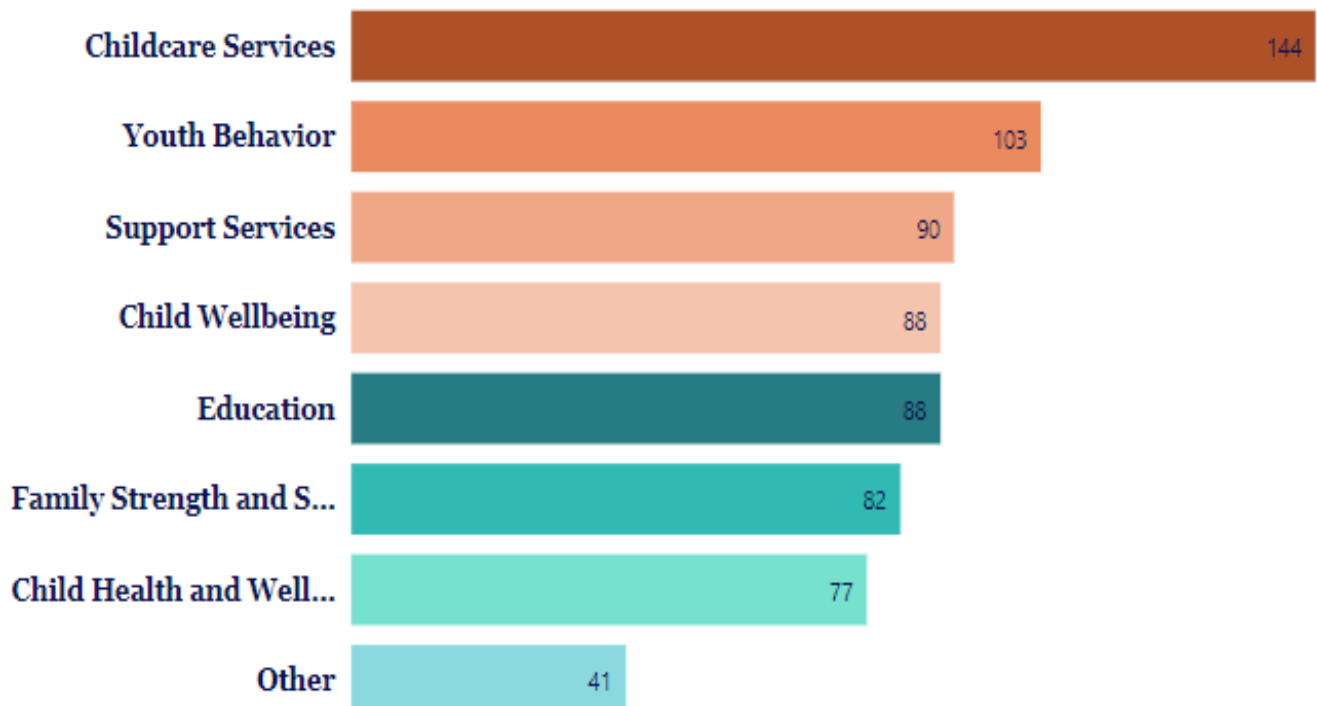
## PURPOSE

Analyze children's services currently utilized.

Determine the gaps and insufficiencies.

In the long-term, help allocate Children's Millage funds.

Results (from most in need to least requested) from the 2023 Gaps Community Survey

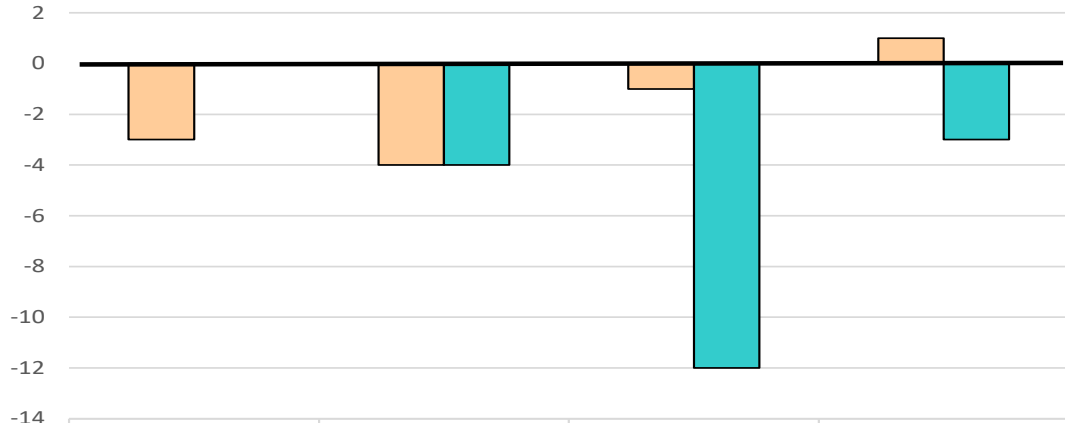


# RISK FACTORS

## Family Domain

(Changes in risk factor prevalence rates, 2010-2022)

Source: Florida Youth Substance Abuse Survey

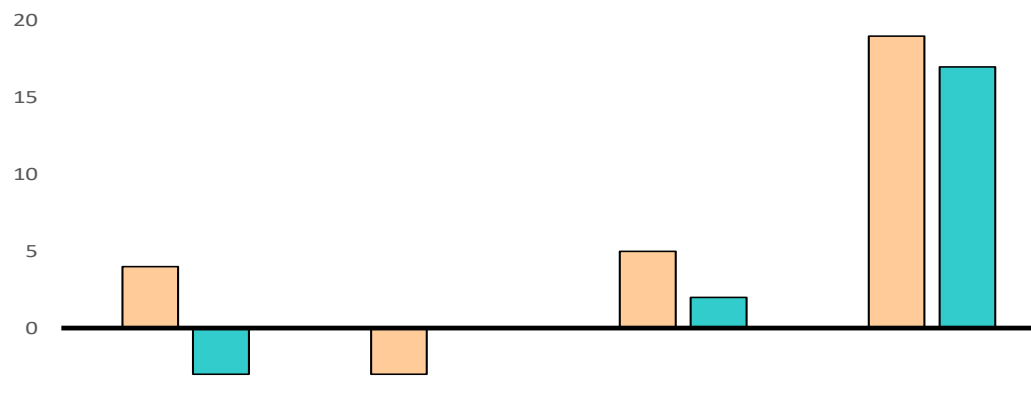


	Family Opportunities for Prosocial Involvement	Family Rewards for Prosocial Involvement	Poor Family Management (Supervision/Discipline)	Family Conflict
Middle School	-3	-4	-1	1
High School	0	-4	-12	-3

## School Domain

(Changes in risk factor prevalence rates, 2010-2022)

Source: Florida Youth Substance Abuse Survey



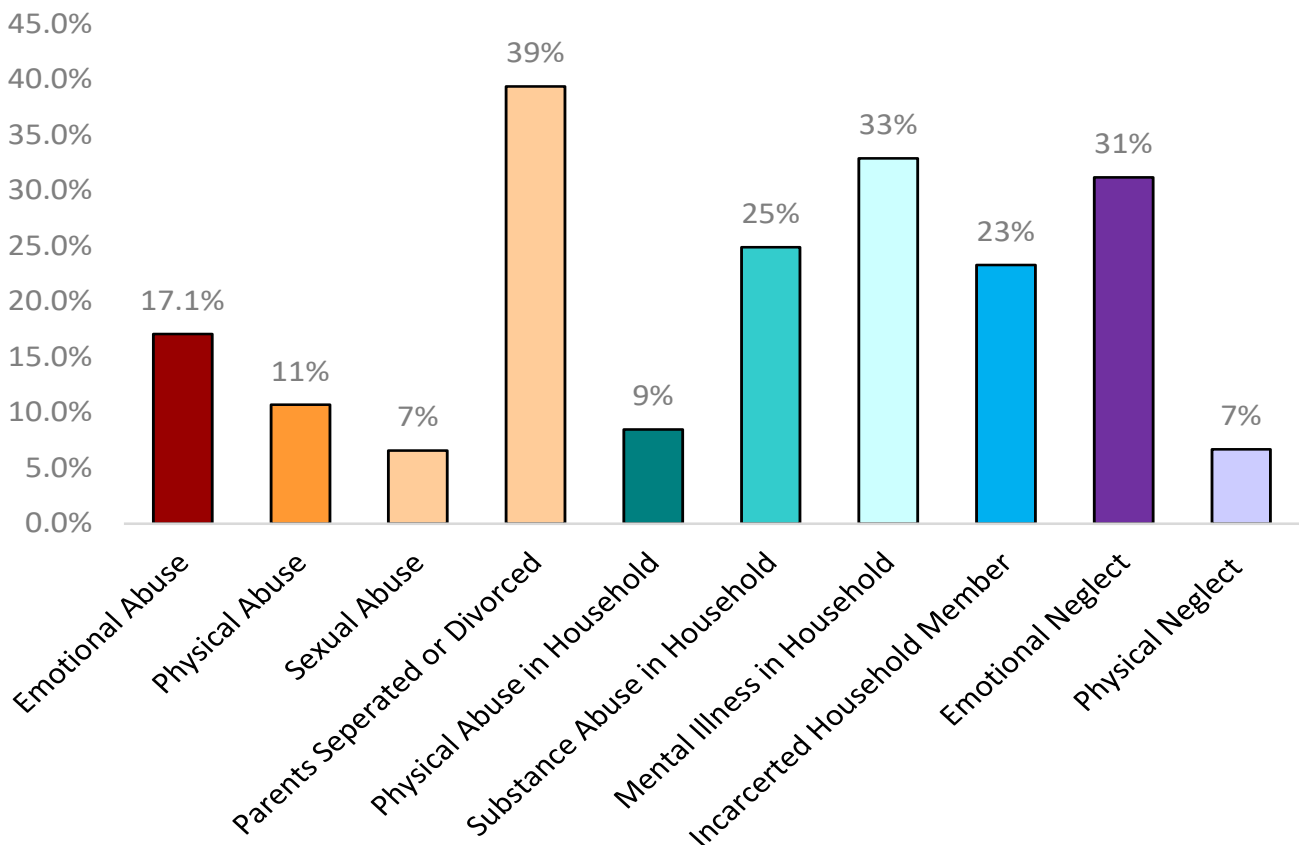
	School Opportunities for Prosocial Involvement	School Rewards for Prosocial Involvement	Poor Academic Performance	Lack of School Commitment
Middle School	4	-3	5	19
High School	-3	0	2	17

# ADVERSE CHILDHOOD EXPERIENCE (ACE)

An Adverse Childhood Experience (ACE) assessment measures childhood trauma and adversity. It uses a questionnaire to gauge experiences such as abuse, neglect, and family dysfunction. Scores show the cumulative impact on a person’s health. High scores correlate with increased risks of mental health issues, chronic illnesses, and unhealthy behaviors. ACE assessments inform policies and interventions to address these issues and improve well-being.

**Percentage of High School Students Reporting Adverse Childhood Experiences (ACEs) in Florida, 2022**

*Source: Florida Youth Substance Abuse Survey*



# ADVERSE CHILDHOOD EXPERIENCE (ACE)

**Number of Adverse Childhood Experiences reported by Manatee  
County and Florida Statewide high school youth, 2022**

Number of ACEs	Manatee County	Florida Statewide
	High School Ages 15-17	High School Ages 15-17
No ACEs Reported	34.7	32.8
1 ACE	22	20.6
2 ACEs	12.9	14.6
3 ACEs	9	10.6
4 ACEs	8	7.4
5 ACEs	4.6	5.6
6 ACEs	3	3.6
7 ACEs	2.3	2.3
8 ACEs	1.6	1.5
9 ACEs	1	.7
10 ACEs	.3	.3

# UNSAFE SLEEP IN MANATEE COUNTY

## 100% AVOIDABLE

2013-2022

29 INFANT DEATHS

<u>SEX</u>	<u>AGE</u>	<u>RACE</u>	<u>ZIP CODE</u>	
MALE - 69%	0-6 months - 83%	White- 34%	34208 - 9	34205- 3
FEMALE - 31%	7-12 months - 17%	Black - 45%	34221 - 6	34222- 2
		Hispanic- 21%	34203 - 4	34207- 1
			34211- 1	34243-1

**FOLLOW SAFE  
SLEEP ABCs:  
ALONE, BACK, CRIB**



**SHARE A ROOM,  
NOT A BED**



**STAY ALERT WHILE  
FEEDING BABY**



Source: Juvenile Welfare Board of Pinellas County

# UNSAFE SLEEP IN MANATEE COUNTY

To educate families, caregivers, and key partners as to the risks of unsafe sleep, the Children’s Services Advisory Board with support from the Manatee County Board of County Commissioners, will implement a program initiative in an effort to deliver consistent messaging on infant safe sleep practices. The intent is to have the Sleep Baby Safely program operational in early 2024.

There are a million ways to raise babies but only one way to lay them down to sleep safely. Protect babies from suffocation – every night, every nap, every time. Reduce number of preventable infant deaths due to unsafe sleep environment using education and consistent messaging with key partners and leverage local infant death data.

## *Safe Baby Sleep Tips*

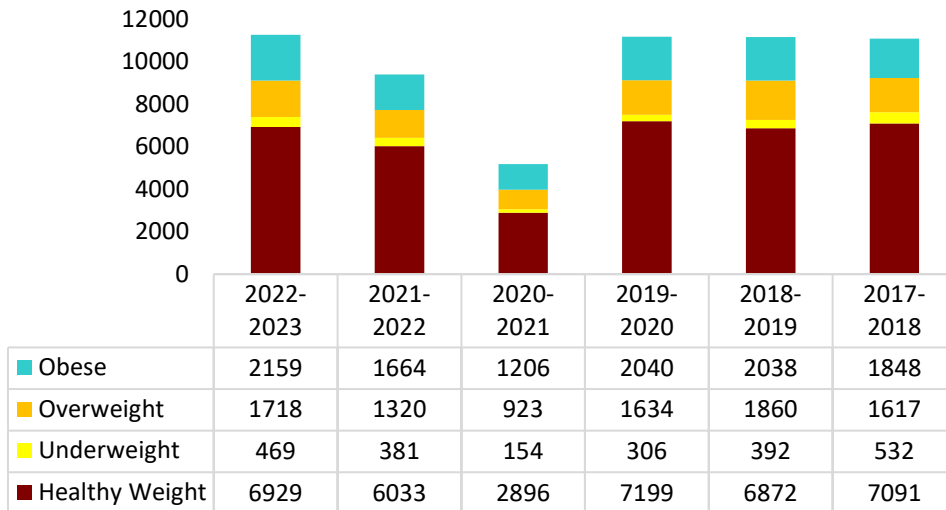
Tip 1: Always put babies to sleep alone on their back in an empty crib, bassinet, or Pack n’ Play.

Tip 2: Bring the crib into the parent’s room for the babies first year. Room sharing keeps baby close without the sleeping risks. Never put baby to sleep on soft surfaces such as an adult bed, couches, futons, or air mattresses.

Tip 3: While feeding, set an alarm and always return the baby to the crib after feeding. Always keep both feet on the floor while feeding

# CHILD HEALTH AND WELLNESS

**Number of Students by BMI Percentile  
1st, 3rd, and 6th Graders in Manatee County**



Source: Manatee County School District & Department of Health



## How to Combat Obesity



**Behavioral Health Support**



**Adequate Sleep**



**Healthy Eating Habits**



**Routine Physical Activity**



**Limited Screen Time**



**Are Not Sufficiently Active**

**79%**

of Middle Schoolers  
Manatee County, FL



**Are Not Sufficiently Active**


**78%**

of High Schoolers  
Manatee County, FL



# CHILD HEALTH AND WELLNESS

Consuming nutritious foods supports children in obtaining the vital nutrients necessary for maintaining health, activity, and strength. During their formative years, children establish their dietary habits, presenting an opportunity to instill healthy practices that will endure into adulthood.



BMI Category	BMI Range
Underweight	Less than the 5 <sup>th</sup> percentile
Healthy Weight	5 <sup>th</sup> percentile to less than the 85 <sup>th</sup> percentile
Overweight	85 <sup>th</sup> percentile to less than the 95 <sup>th</sup> percentile
Obesity	95 <sup>th</sup> percentile or greater



**Percentage of Woman, Infant and Children (WIC) Clients Who Are Overweight or Obese in Manatee County**  
*Ages 2 and up*

**32.45%**

*Source: FLHealthCharts.gov*

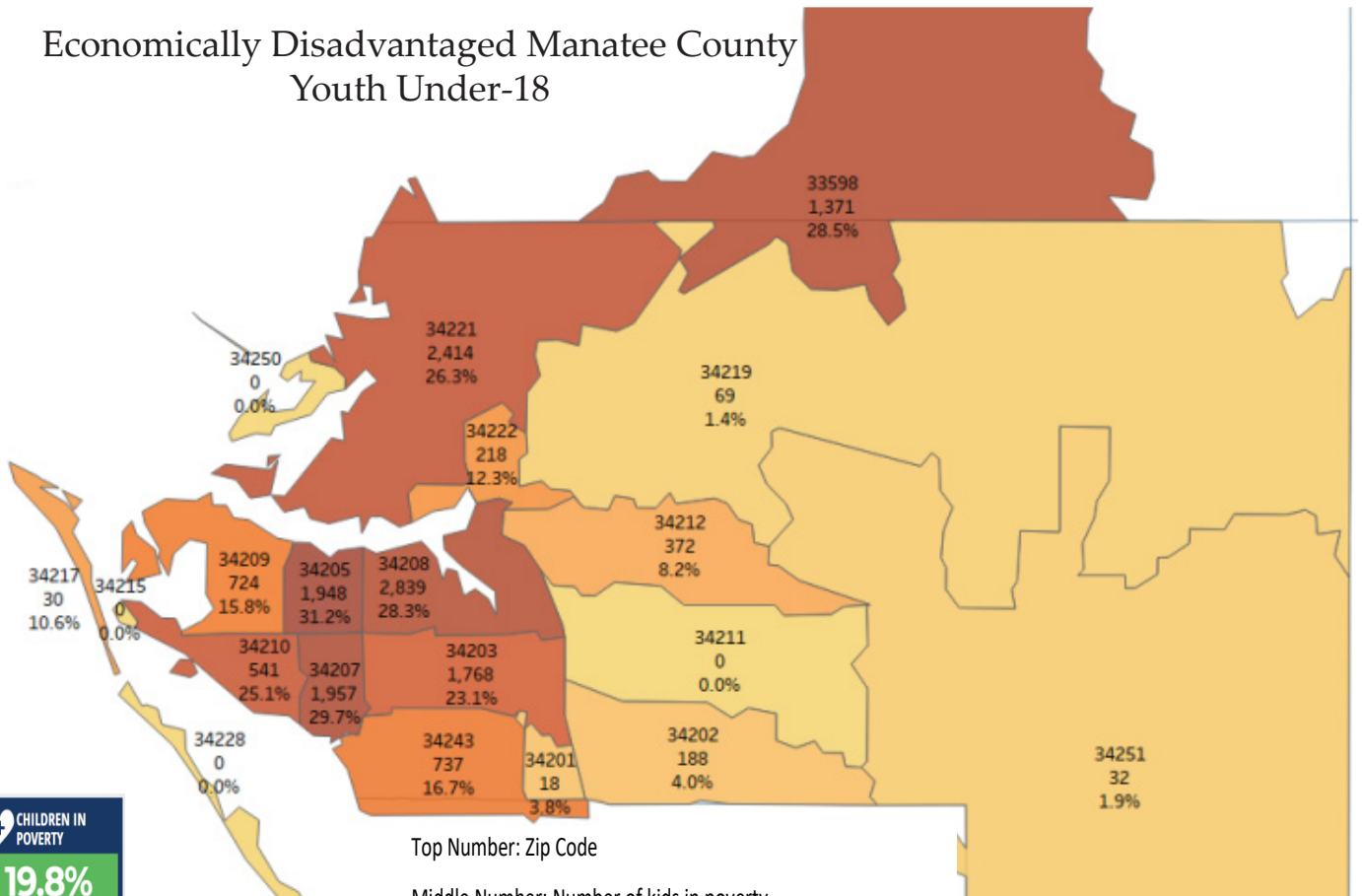
# CHILD POVERTY

## 2021 Point-in-Time-Data

**Population:** 412,703      **Number of Households:** 163,520 (13% change from 2019)  
**Median Household Income:** \$68,172 (state average: \$63,062)  
**Labor Force Participation Rate:** 55% (state average: 59%)  
**ALICE Households:** 31% (state average: 33%)  
**Households in Poverty:** 10% (state average 12%)

Source: United Way

### Economically Disadvantaged Manatee County Youth Under-18



Source: U.S. Census Bureau

**CHILDREN IN POVERTY**

**19.8%**  
(Decreasing)

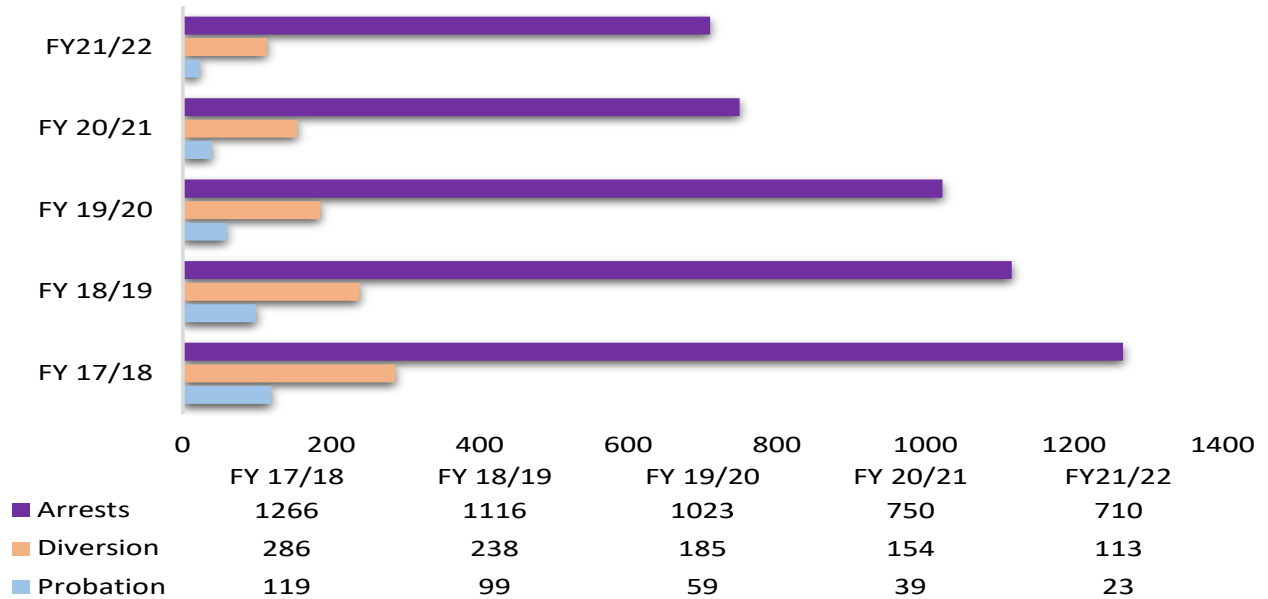
**<10%**  
2030 Goal

**13,855**  
(Decreasing)

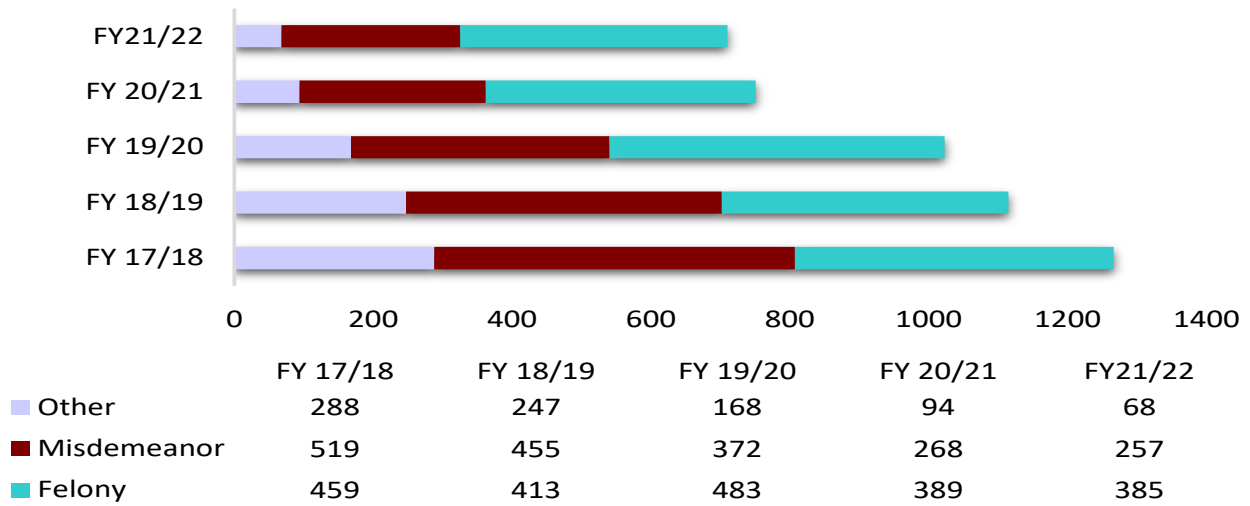
Top Number: Zip Code  
 Middle Number: Number of kids in poverty  
 Bottom Number: Percentage of youth under-18 that are economically disadvantaged

# JUVENILE ARRESTS

## Juvenile Arrest Counts



## Juvenile Arrest Category





# ***INVESTMENT REPORT FY 2023-2024***

- **Investment Report by Priority Claimed- *Monetary***
- **Investment Report by Priority Claimed- *Program Count***
- **Categorical Financial Allocations**

# FY2023-2024

## INVESTMENT REPORT BY PRIORITY CLAIMED

*Monetary and Program Count*

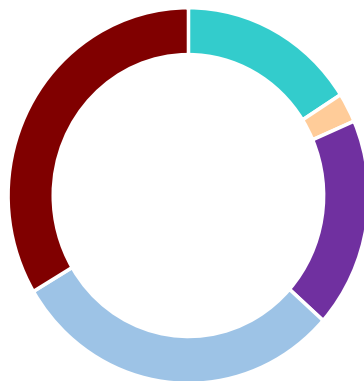
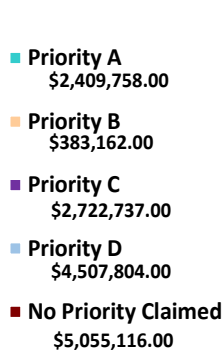
Priority A: Children in foster care gain a permanent, stable, and nurturing home within 12 months of entering care and remain there.

Priority B: Children remain in their homes free of abuse and neglect and do not enter or re-enter foster care.

Priority C: Funders, systems, policies, and practice align to ensure that our children have developmentally appropriate literacy skills.

Priority D: Children demonstrate improved behavioral functioning.

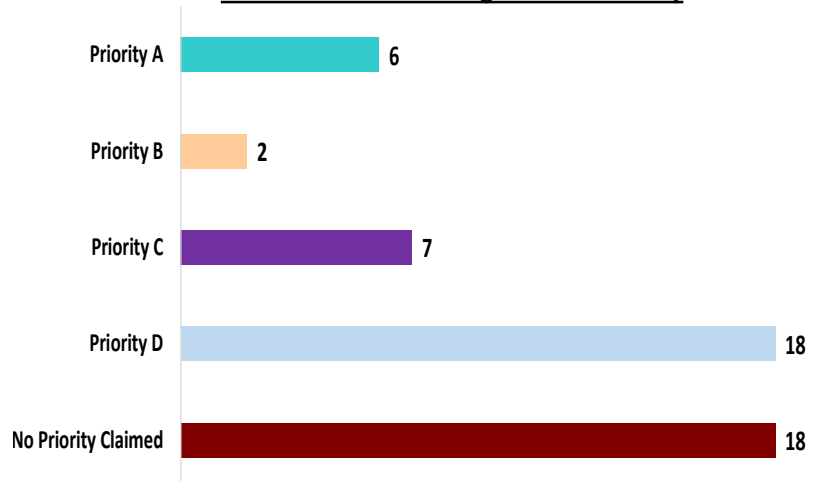
### FY24 Investment Report



**TOTAL FUNDING:**  
**\$15,078,577**

**TOTAL NUMBER  
OF PROGRAMS:**  
**51**

### Individual Count of Programs Per Priority



FY2023-2024  
CATEGORICAL ALLOCATED FUNDING

*Stabalizing Families & Parent Education*  
\$5,020,606

*Youth Development & Success*  
\$4,420,012

*Mental & Physical Health*  
\$1,538,166

*Early Care & Education*  
\$1,130,504

*Food & Shelter*  
\$933,558

*Special Needs*  
\$691,701

## FY2023-2024

# CHILDREN'S PROGRAMS RECEIVING FUNDING

### STABILIZING FAMILIES & PARENT EDUCATION

- Child Advocacy Center
- Child Welfare Prevention Program
- Parents as Teachers
- Early Childhood Court
- Home Instruction for Parents of Preschoolers
- Whole Child
- Healthy Families
- Family Support Services

### YOUTH AND DEVELOPMENT:

- AMIKids Prevention
- Alternative Path to Success
- Teenage Pregnancy Prevention
- Stepping Up to Success
- Girls Alternative Program to Success
- Big Brothers and Big Sisters
- Success4Life
- Morning Care, After School, Camp
- Iron Sharpening Iron
- Community Effort to Reduce Truancy
- Foundation for Excellence
- Before and After School Enrichment Plus
- Great Futures Start Here
- Teen Health Educator
- Mentoring Matters

### MENTAL & PHYSICAL HEALTH:

- Mental Health Evaluation- Baker Act Youth Services
- Every Child Counts
- Coordinated Approach to Child Health
- Children's Counseling Program
- Sexual Offense and Abuse Rehabilitation
- Collaborative Action Therapy for Children's Health
- Blue Butterfly School Program

### EARLY CARE & EDUCATION:

- Focus on Literacy
- Kids Personal Safety
- Head Start / Early Head Start
- Nemours
- Early Care and Education

### FOOD & SHELTER

- Housing-Focused Family Shelter Program
- SafePlace2B
- Emergency Family Food Baskets and Baby Baskets
- Residential
- Weekend Meals

### SPECIAL NEEDS

- Adaptive Riding and Equine Assisted Services
- Dream Oaks
- Children's Therapy



# *SUMMARY & INVESTMENT REPORT FY 2023-2024*

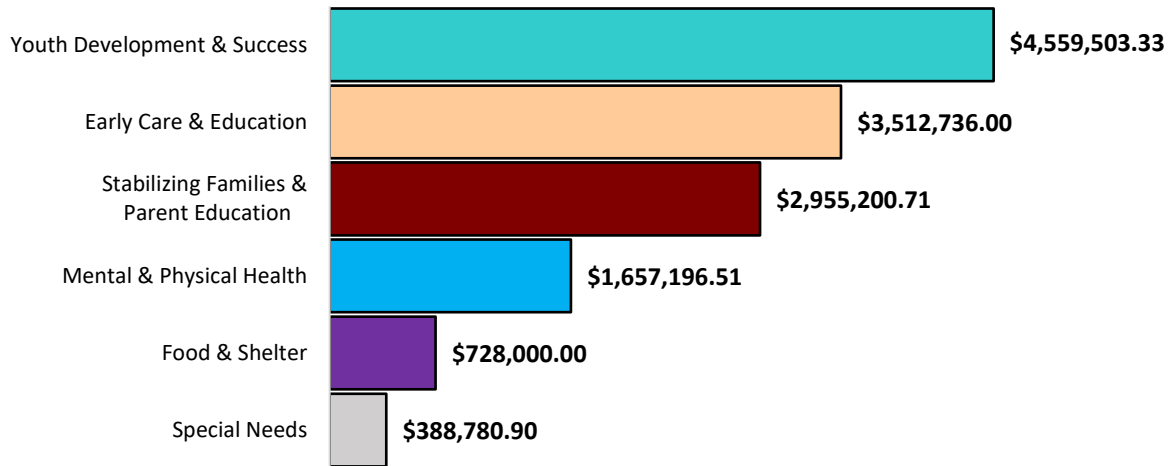
- FINANCIAL UTILIZATION
- YEAR END SUMMARY
- CATEGORICAL INFORMATION



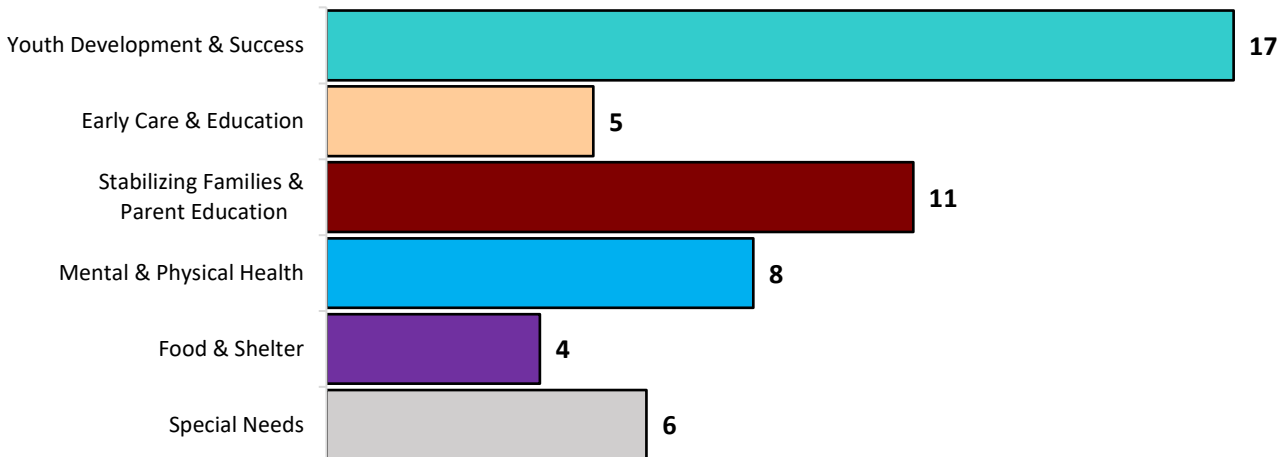
# FY 2022-2023

## FINANCIAL UTILIZATION

### Amount of Investment Used Per Category



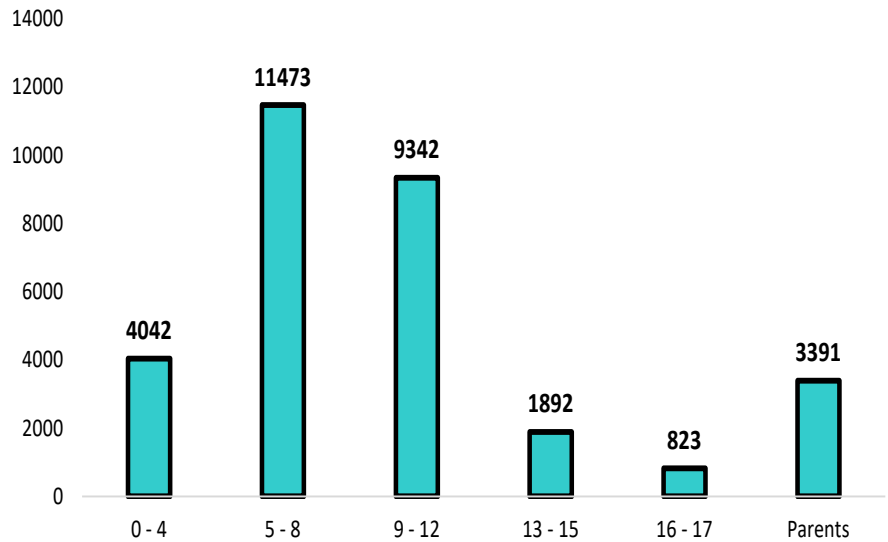
### Number of Programs Per Category



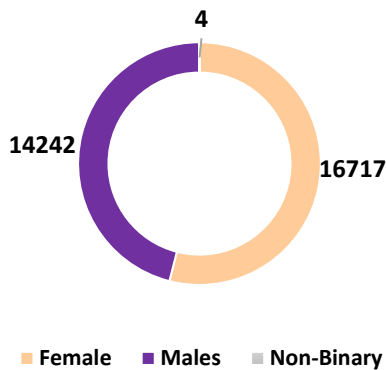
# FY 2022-2023 YEAR END SUMMARY

30,963  
CLIENTS  
SERVED

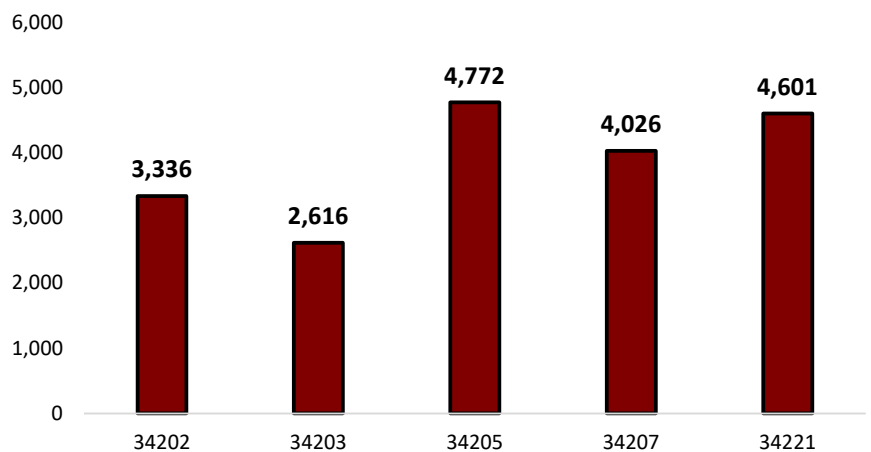
**Ages of those served**



**Genders Served**



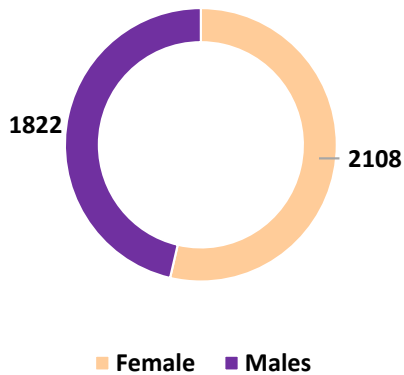
**Top 5 Zip Codes Served**



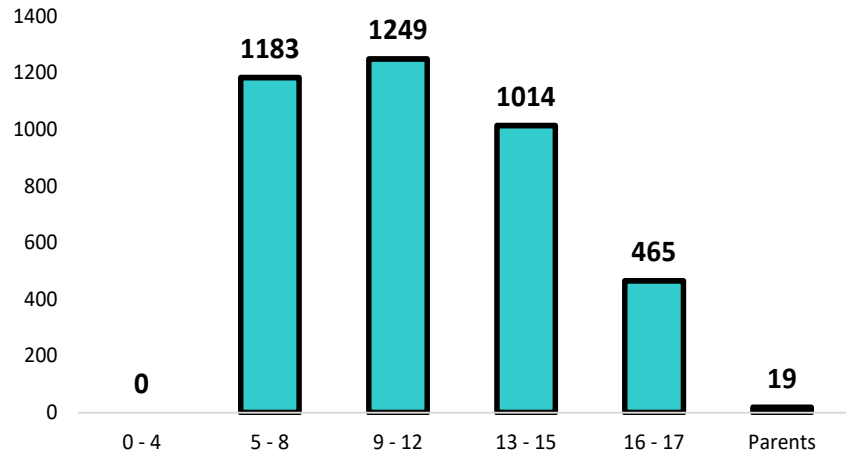
# CATEGORICAL INFORMATION

## YOUTH DEVELOPMENT & SUCCESS

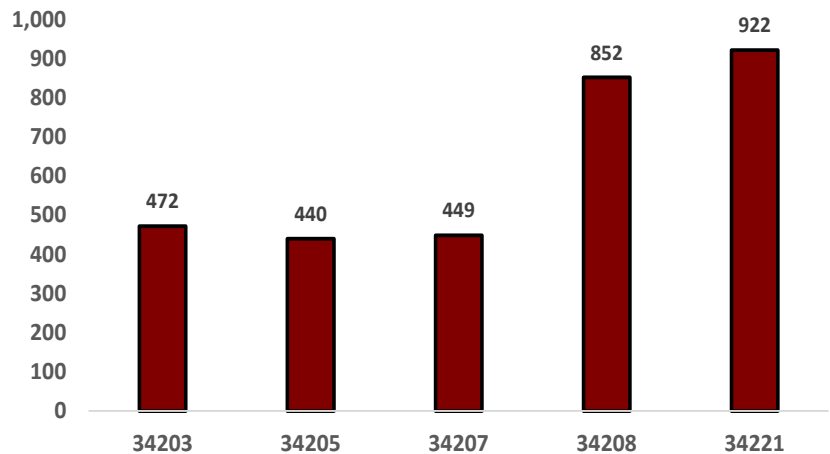
**Genders Served**



**Ages of those served**



**Top 5 Zip Codes Served**

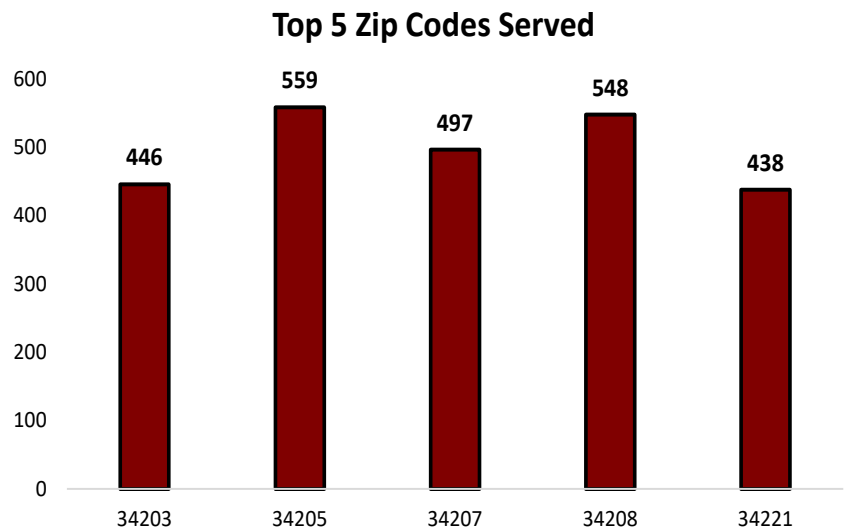
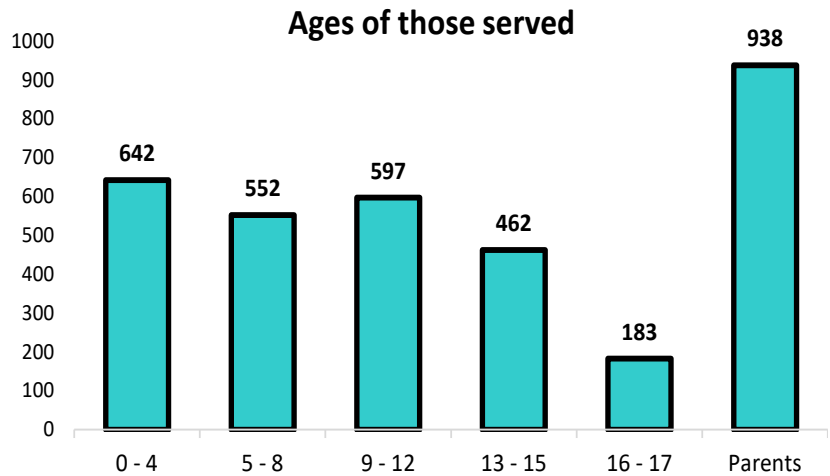
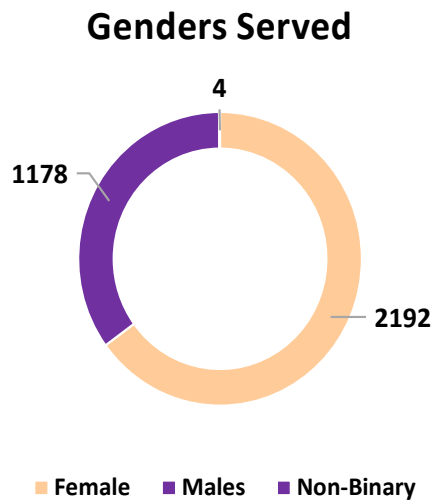


**AGENCIES INCLUDED IN THIS CATEGORY:**

- AMIKIDS
- NEXT GENERATION ACADEMICS
- PACE CENTER FOR GIRLS
- JUST FOR GIRLS
- BIG BROTHERS BIG SISTERS
- REPLAY OUTREACH
- TAKE STOCK IN CHILDREN
- MYAKKA COMMUNITY CENTER
- EDUCATIONAL CONSULTANTS CONSORTIUM
- FAMILY RESOURCES
- PALMETTO YOUTH CENTER
- UNITED COMMUNITY CENTER
- BOYS & GIRLS CLUB OF MANATEE
- HEALTHY TEENS

# CATEGORICAL INFORMATION

## STABILIZING FAMILIES & PARENT EDUCATION



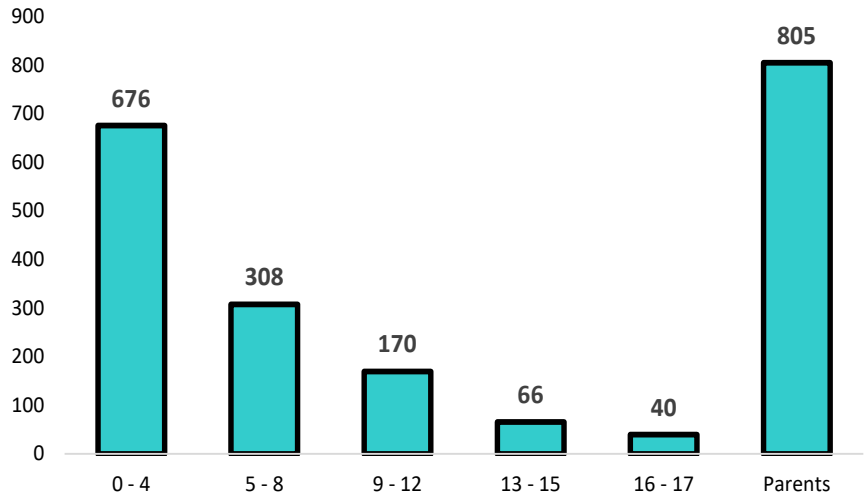
**AGENCIES INCLUDED IN THIS CATEGORY:**

- MANATEE CHILDREN'S SERVICES
- SAFE CHILDREN COALITION
- STEP UP SUNCOAST
- THE FLORIDA CENTER

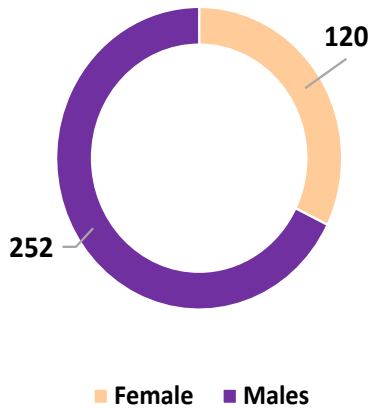
# CATEGORICAL INFORMATION

## SPECIAL NEEDS

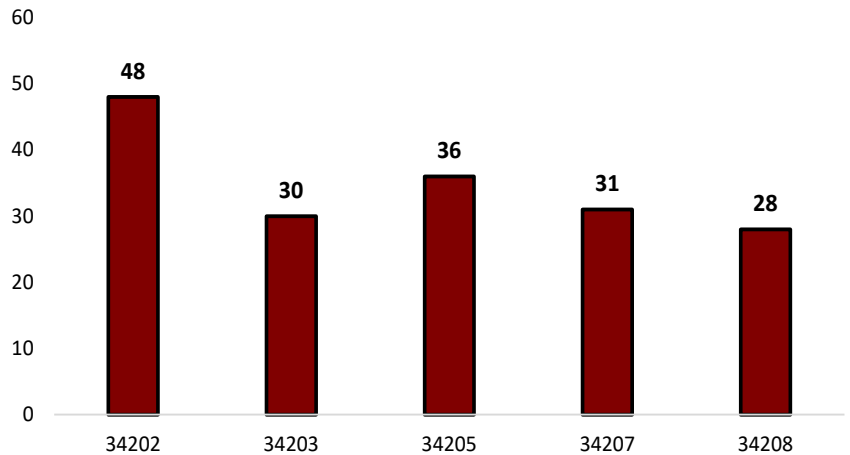
**Ages of those served**



**Genders Served**



**Top 5 Zip Codes Served**



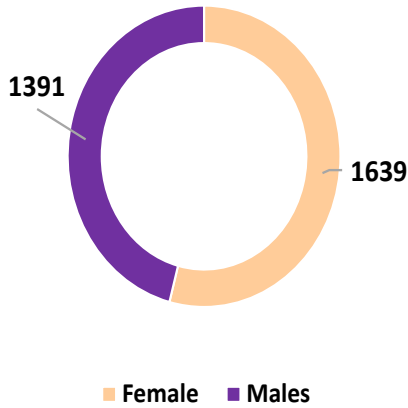
**AGENCIES INCLUDED IN THIS CATEGORY:**

- *EASTER SEALS*
- *FOUNDATION OF DREAMS*
- *SARASOTA MANATEE ASSOCIATION FOR RIDNG THERAPY*

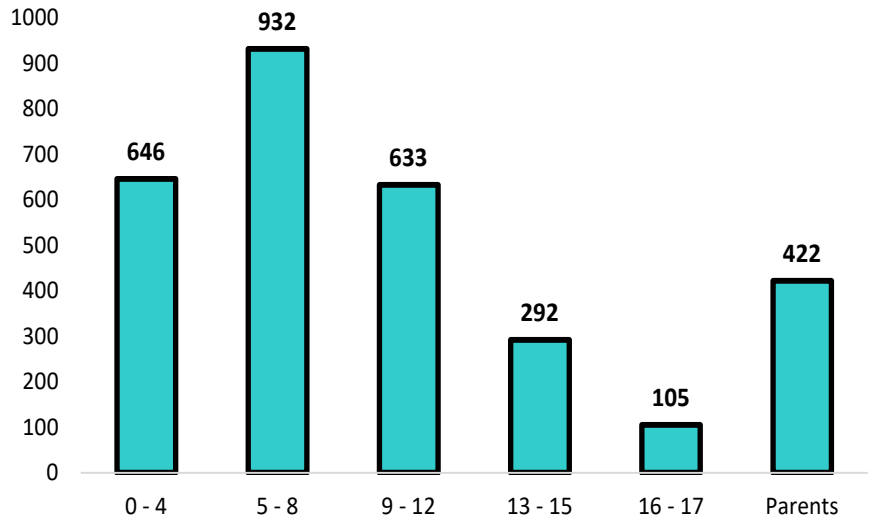
# CATEGORICAL INFORMATION

## FOOD & SHELTER

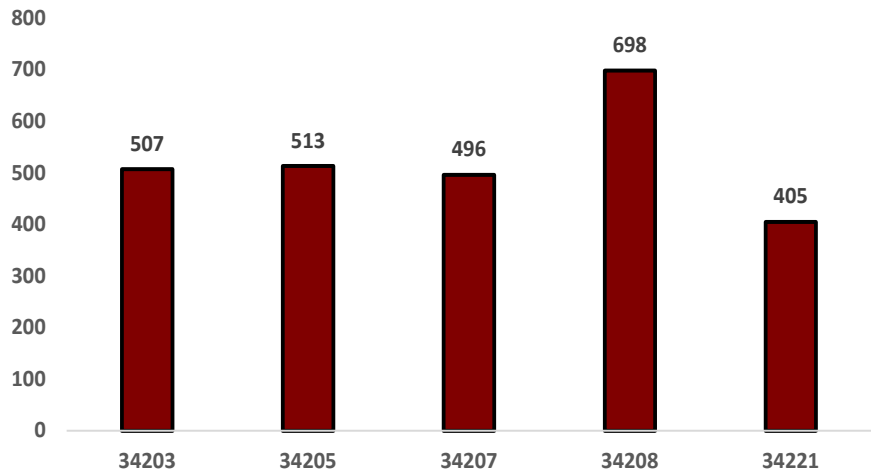
**Genders Served**



**Ages of those served**



**Top 5 Zip Codes Served**



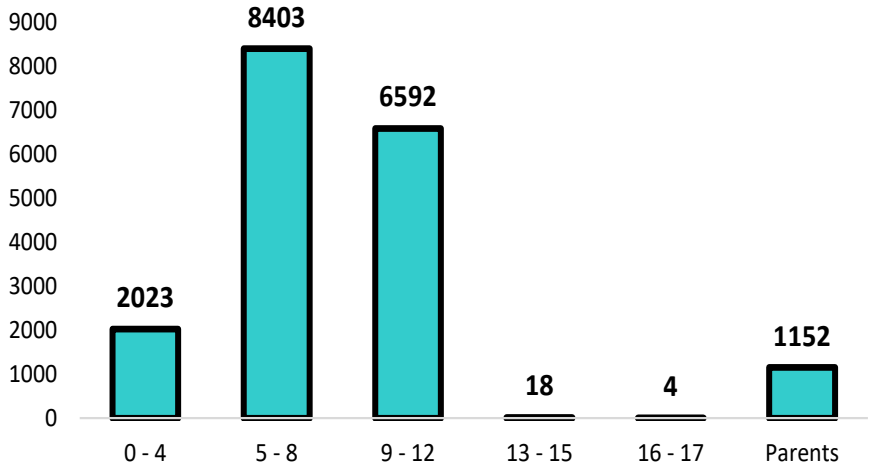
**AGENCIES INCLUDED IN THIS CATEGORY:**

- SALVATION ARMY
- FAMILY RESOURCES
- MEALS ON WHEELS PLUS
- MANATEE CHILDREN'S SERVICES
- FEEDING EMPTY LITTLE TUMMIES

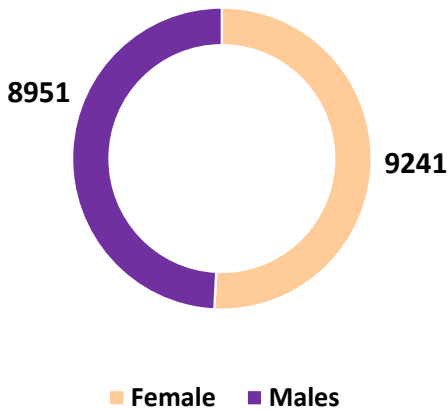
# CATEGORICAL INFORMATION

## EARLY CARE & EDUCATION

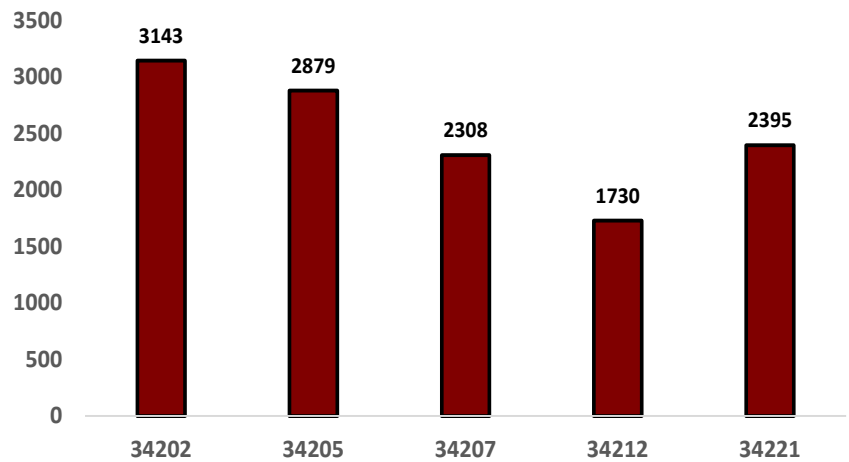
**Ages of those served**



**Genders Served**



**Top 5 Zip Codes Served**



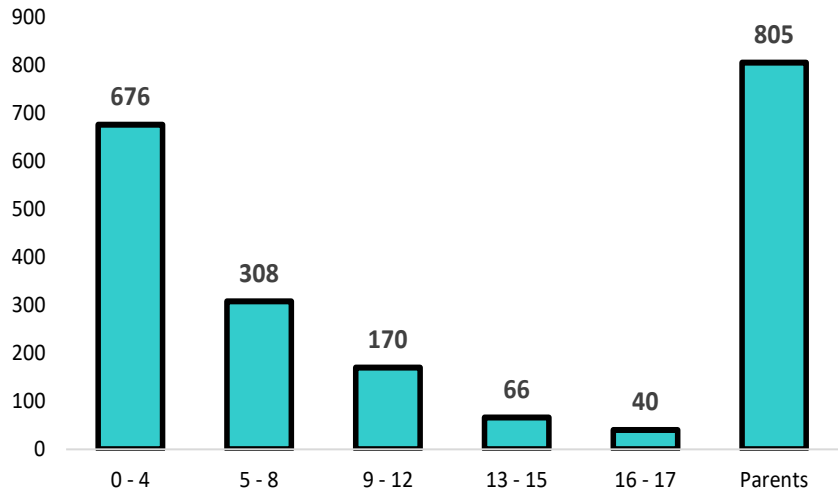
**AGENCIES INCLUDED IN THIS CATEGORY:**

- CHILDREN'S HOME SOCIETY OF FLORIDA
- MANATEE CHILDREN'S SERVICES
- STEP UP SUNCOAST
- EARLY LEARNING COALITION OF MANATEE COUNTY

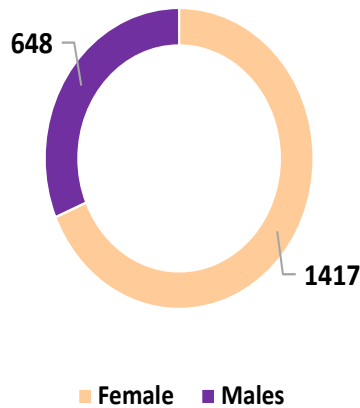
# CATEGORICAL INFORMATION

## MENTAL & PHYSICAL HEALTH

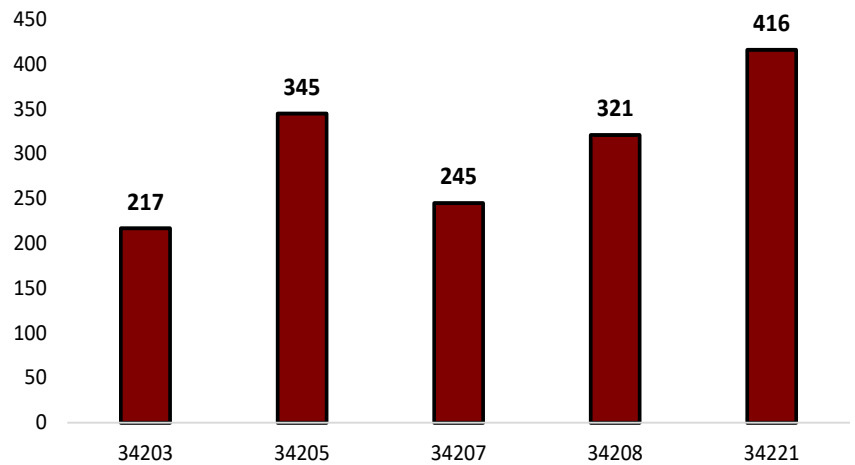
**Ages of those served**



**Genders Served**



**Top 5 Zip Codes Served**



**AGENCIES INCLUDED IN THIS CATEGORY:**

- CENTERSTONE
- EARLY LEARNING COALITION OF MANATEE COUNTY
- HOPE FAMILY SERVICES
- INSIGHT COUNSELING
- STEP UP SUNCOAST
- TIDEWELL





We recognize and greatly appreciate the contributions from the individuals and organizations that supply vital information required to evaluate the requirements and needs of children in Manatee County. Insights gathered from ordinary residents, community social service groups, local businesses, different state entities, and county departments significantly contribute to the formulation of this plan.

# THANK YOU